

Remake **0445116035** Diesel Piezo Injector Technical File

SKU: Z1WL10445116035



# PIEZO FUEL INJECTOR

115

116

117

Series

## Remake **0445116035** Diesel Piezo Injector Technical File

### Content

1. 0445116035 Diesel Piezo Injector Introduction .....	2
1.1. 0445116035 Diesel Piezo Injector Basic Information .....	2
1.2. 0445116035 Diesel Piezo Injector Common Part Number .....	2
1.3. 0445116035 Diesel Piezo Injector Matching Information .....	2
1.4. 0445116035 Diesel Piezo Injector Parameter.....	2
1.5. 0445116035 Diesel Piezo Injector Specifications and Dimensions.....	2
1.6. 0445116035 Diesel Piezo Injector Quality Control .....	3
1.7. 0445116035 Diesel Piezo Injector Customized Service .....	3
1.8. 0445116035 Diesel Piezo Injector Packing List and Package Size.....	4
1.9. 0445116035 Diesel Piezo Injector Testing Standard and Certificate .....	6
1.10. 0445116035 Diesel Piezo Injector Warranty Instructions .....	6
1.11. 0445116035 Diesel Piezo Injector Manufacturer .....	7
2. 0445116035 Diesel Piezo Injector Technical Support.....	7
2.1. 0445116035 Diesel Piezo Injector Part Number Location .....	7
2.2. 0445116035 Diesel Piezo Injector Application Scenarios.....	8
2.3. 0445116035 Diesel Piezo Injector Installation Precautions.....	8
2.4. 0445116035 Diesel Piezo Injector Reasons for Not Working Normally.....	9
2.5. 0445116035 Diesel Piezo Injector Causes of Being Damaged .....	9
2.6. 0445116035 Diesel Piezo Injector Storage Standard.....	10
2.7. 0445116035 Diesel Piezo Injector Technical Support Obtaining Methods.....	11
3. 0445116035 Diesel Piezo Injector Purchase and Delivery.....	11
3.1. 0445116035 Diesel Piezo Injector Purchase Payment Term.....	11
3.2. 0445116035 Diesel Piezo Injector Main Sales Markets.....	11
3.3. 0445116035 Diesel Piezo Injector Declaration Requirements .....	11
3.4. 0445116035 Diesel Piezo Injector Shipping Ways .....	11
3.5. 0445116035 Diesel Piezo Injector Lead time .....	11
3.6. 0445116035 Diesel Piezo Injector Logistics Time for Destination Out of China's Areas .....	11
3.7. 0445116035 Diesel Piezo Injector Packing .....	12
4. Company Information.....	13
5.1. Company Introduction.....	14
5.2. Contact Information .....	14
5. Copyright Statement.....	14

## Remake **0445116035** Diesel Piezo Injector Technical File

### 1. 0445116035 Diesel Piezo Injector Introduction

#### 1.1. 0445116035 Diesel Piezo Injector Basic Information

Title	Remake 0445116035 Diesel Piezo Injector 0445115 Series CRI3-18	Quality
SKU	Z1WL10445116035	Remake

#### 1.2. 0445116035 Diesel Piezo Injector Common Part Number

##### (1) Diesel Piezo Injector Exchange Information

Diesel Piezo Injector Part Number	Universal Part Number	OE Number
0445116035	0445116035	0986435369

##### (2) Diesel Piezo Injector Application Information

Diesel Piezo Injector Part Number	Vehicle Brand	Car Model	OE Number
0445116035	VW (VOLKSWAGEN)	Amarok 2.0 BiTDI	03L 130 277 C

##### (3) Diesel Piezo Injector Part Number Common Writing

0445116034,0 445116034,0 445 116034,0 445 116 034,0445 116034,, 0445116 034, 0 445116 034, 0 445116035,0 445 116035,0 445 116 035,0445 116035,0445116 035, 0 986 435 369。 03L 130 277 C

#### 1.3. 0445116035 Diesel Piezo Injector Matching Information

Vehicle brand	Series	Car Model	Engine Model	Production date	Power KW	Horse power	Emission Standards	Manufacturer	Emissions(L)	Cylinder	Power Source V
VW (VOLKSWAGEN)	Piezo	Amarok 2.0 BiTDI	CDCA	09/2010 - 05/2012	120	163	/	2H, S1	2.0	4	12

#### 1.4. 0445116035 Diesel Piezo Injector Parameter

Adaptation System: **Common Rail System**

Diesel Piezo Injector Series: **Piezo Series**

Parameter Performance: **CRI3-18**

Diesel Piezo Injector Type: **Common Rail Diesel Piezo Injector**

Support System Maximum Pressure: **1,800bar**

#### 1.5. 0445116035 Diesel Piezo Injector Specifications and Dimensions

Diesel Piezo Injector Size: **21cm\*5cm \*5cm**

Diesel Piezo Injector Net Weight: **0.78kg**

Diesel Piezo Injector Gross Weight: **0.8kg**

Diesel Piezo Injector Quality: **Remake**

Diesel Piezo Injector Package Size: **28cm\*7 cm \*7 cm**

Diesel Piezo Injector MOQ: **4 Pieces**



## 1.6. 0445116035 Diesel Piezo Injector Quality Control

### (1) Diesel Piezo Injector Testing

All diesel piezo injector spare parts are tested for electrical characteristics, accuracy, high temperature, low temperature, withstand voltage, leakage, durability, and various working conditions.

### (2) Diesel Piezo Injector Assembling

For the quality control of the diesel piezo injector production and installation process, our company strictly follows the standard product installation data and product installation steps to install, such as diesel piezo injector stroke test, diesel piezo injector solenoid valve tightening torque, diesel piezo injector nozzle tightening torque.

### (3) Diesel Piezo Injector Inspection

The factory inspection of the diesel piezo injector is undergone full inspection, random inspection, and batch inspection three inspections. Different brands of test benches are used to test the same diesel piezo injector for more than three times for factory inspection, and the diesel piezo injector installation testing environment are progressed in dust-free workshop.

## 1.7. 0445116035 Diesel Piezo Injector Customized Service

(1) **Diesel Piezo Injector's Customized Service Coverage:** Meet the customized needs of OEM manufacturers for shell lettering, logo engraving, diesel piezo injector internal packaging, diesel piezo injector external packaging and labels customized, etc.

			
Diesel Piezo Injector Nozzle Engraving	Diesel Piezo Injector House Lettering And QR Code	Diesel Piezo Injector Solenoid Engraving	Diesel Piezo Injector Box And Label

### (2) Diesel Piezo Injector's Customized Service Requirements:

The quantity of customized diesel piezo injectors shall not be less than **10 pieces**.







The quantity of customized diesel piezo injector packages shall not be less than **1000 pieces**.

Customized products involve the need of specify logo, the OEM manufacturer needs to provide trademark authorization and the sample of logo image file.

⚠ **Once the customized diesel piezo injector is sold, it cannot be returned or exchanged if there is no quality problem.**

## 1.8. 0445116035 Diesel Piezo Injector Packing List and Package Size

### (1) Diesel Piezo Injector Spare Parts List

No.	1	2	3
Image			
Name	Diesel Piezo Injector	O-Ring	Washer Shim
Description	Diesel piezo injector part number: 0445116035	Ensure to meet the standard of the sealing performance between the diesel piezo injector and the engine	Made of brass, used to ensure the tight fit between the diesel piezo injector cap end and the engine
No.	4	5	6
Image			
Name	Nozzle Protective Cover Cap	Diesel piezo Injector House Protective Cover Cap	Solenoid Valve Protective Cap
Description	Protect nozzle holes from being polluted and blocked	Protect oil inlet from being polluted and blocked	Protect the solenoid valve body and terminals from being damaged by external forces
No.	7	8	9
Image			
Name	VCI Anti-rust Bag	Bubble Bag	Diesel Piezo Injector Packing Box

Description	Prevent diesel piezo injector from rusting	Prevent the diesel piezo injector from being damaged by external forces	Place diesel piezo injector and diesel piezo Injector accessories
-------------	--	---	---

⚠ Minors are forbidden to use the diesel piezo injector assembly, O-ring, gasket, nozzle protective cover, diesel piezo injector house protective cover, solenoid valve protective cover, VCI anti-rust bag, and air bubble bag to avoid personal injury.


⚠ O-ring and gasket are disposable installation accessories, and need to be replaced for re-installation.

⚠ The nozzle protective cover, the diesel piezo injector house protective cover, and the solenoid valve protective cover are recyclable accessories that can be reused.

⚠ VCI anti-rust bags and bubble bags are non-degradable materials, please dispose them properly after using.

⚠ The diesel piezo injector and the installation parts should be coated with appropriate sealing oil during installation.

## (2) Diesel Piezo Injector Box Size



Pic No. 1

No.	Name	Diesel Piezo Injector Package Size (cm)
1	Diesel Piezo Injector Box	28*7*7

### 1.9. 0445116035 Diesel Piezo Injector Testing Standard and Certificate

Shumatt can provide the factory quality inspection test report of each diesel piezo injector to ensure that each delivered diesel piezo injector meets the engine performance indicators.

BOTEN		测试报告		4.05.2019 10:42:09	
承办单位: _____ 申请: _____ 地址: _____ 传真: _____ 联系人: _____ 客户地址: _____ 电话: _____ 送检单位: _____ 传真: _____ 客户姓名: _____ 检测项目: _____ 检测名称: 检测器 型号-零件号: _____ 检测地点: _____					
<b>检测结果</b>					
检测标准: GB19050-2015 检测项目: 喷射器性能 喷射器流量 喷射器压力 喷射器噪音					
LEAK TEST:	0.0	0.0	0.0	0.0	合格
Flow:	0.0	0.0	0.0	0.0	合格
WARM:	0.0	0.0	0.0	0.0	合格
Max:	20.5	20.5	20.5	20.5	合格
TL:	20.5	20.5	20.5	20.5	合格
EL:	10.0	10.0	10.0	10.0	合格
VE:	0.0	0.0	0.0	0.0	合格

Pic No. 2

### 1.10. 0445116035 Diesel Piezo Injector Warranty Instructions

#### (1) Product Warranty Conditions and Instructions

It is necessary to provide pictures, videos, or test reports detected by the diesel piezo injector inspection equipment when the diesel piezo injector is abnormal during use as evidence to feed back to the salesman. Abnormal conditions are properly explained such as: 1.Smoke, 2. Engine shake, 3. Difficulty starting the engine, 4. Engine noise, 5. oil leakage etc.

#### (2) Diesel Piezo Injector Warranty Coverage

Within 15 days after customer receives the 0445116035 diesel piezo injector, if there is a performance failure and the product has no appearance damage, customer can choose to replace it or repair it;

If the 0445116035 diesel piezo injector has performance problems during the warranty period (6-12 months), and it is confirmed that it is product's problems after testing, you can contact our salesmen to replace the same model or a reworked product with the same performance for free;

If the diesel piezo injector house has obvious scratches, it can only be repaired and it will be returned as it is if the product is confirmed to be fault-free.

**⚠ Tips:** For products not covered by warranty, our company can provide paid maintenance services. For products after paid repaired, the same performance problem will have a free warranty period within 6-12 months from the date of repairing.



### (3) Diesel Piezo Injector Out of Warranty Coverage

- ① The warranty period has expired.
- ② Diesel piezo injector failure caused by high temperature, high pressure, humidity, rain and snow, saline-alkali land, earthquake, and used in abnormal environment.
- ③ Customer disassembles or repairs the diesel piezo injector personally resulting in damage to the diesel piezo injector.
- ④ Diesel piezo injector damage caused by man-made reasons (throwing, strong magnetic field magnetization, set fire).
- ⑤ Diesel piezo injector failure or diesel piezo Injector damage caused by non-diesel piezo injector design, technology, manufacturing, quality, and other issues.
- ⑥ Diesel piezo injector failure due to system pressure exceeding system approved pressure.
- ⑦ Diesel piezo injector failure caused by system voltage exceeding approved voltage.
- ⑧ Diesel piezo injector failure caused by impurities (water, lead, aluminum powder, iron powder, sulfide) in the system fuel exceeding the standard requirements.
- ⑨ Diesel piezo injector failure caused by not installing according to the tightening torque specified in the vehicle engine maintenance manual (the tightening torque is too large or too small).
- ⑩ Diesel piezo injector failure caused by not following the installation angle specified in the vehicle engine maintenance manual.
- 11 Diesel piezo injector failure caused by not following the cleaning requirements specified in the vehicle engine maintenance manual.
- 12 Diesel piezo injector failure caused by failure to replace consumable parts as specified in the vehicle engine maintenance manual.
- 13 Diesel piezo injector failure caused by not complying with the intake system fit clearance and exhaust system fit clearance requirements specified in the vehicle engine maintenance manual.
- 14 Failure to replace the consumable parts and the fitting clearance of the oil inlet system pipeline and the diesel piezo injector connection in accordance with the fuel intake system specified in the vehicle engine maintenance manual.

#### 1.11. 0445116035 Diesel Piezo Injector Manufacturer

**Diesel Piezo Injector's Manufacturer:** Shenzhen Shumatt Technology Co., Ltd


### 2. 0445116035 Diesel Piezo Injector Technical Support

#### 2.1. 0445116035 Diesel Piezo Injector Part Number Location

- 1) E.g.: See the diesel piezo injector part number as follows

No.	Name
A	brand, logo, part number, series number
B	nozzle part number

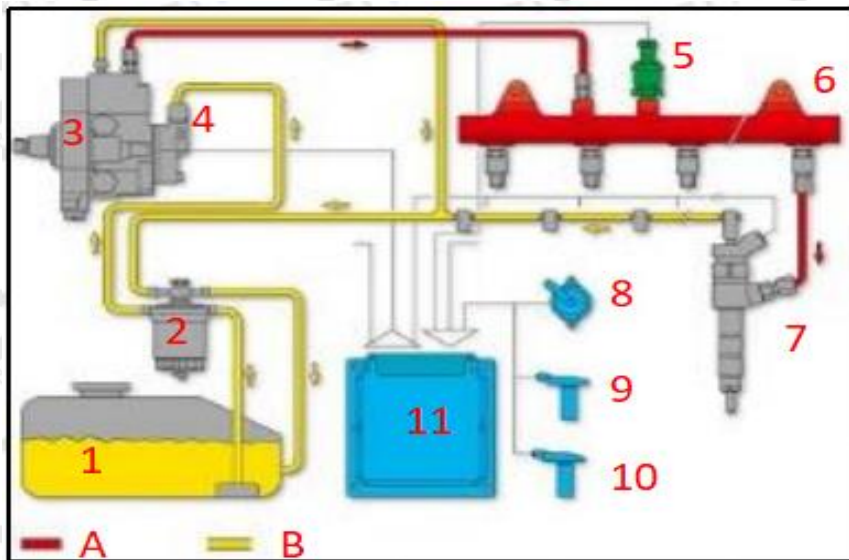




Pic No. 3

## 2.2. 0445116035 Diesel Piezo Injector Application Scenarios

Common rail system is an oil supply method refers to the diesel oil from the fuel tank sucked out by the gear pump through the oil-water separator and the gear pump to diesel fine filter, high-pressure pump, common rail pipe, and diesel piezo injector, all together with the closed-loop fuel supply system composed of sensors and ECU that completely separates the generation of injection pressure and the injection process from each other.



Pic No. 4

No.	Name	No.	Name	No.	Name	No.	Name
1	Tank	5	Common Rail Pressure Sensor	9	Engine Crankshaft Sensor	A	High Pressure Oil Circuit
2	Diesel Filter	6	Common Rail Pipe	10	Camshaft Sensor	B	Low Pressure Oil Circuit
3	High-Pressure Pump	7	Diesel Piezo Injector	11	ECU Electronic Control Unit	/	/
4	Fuel Gear Pump	8	Accelerator Pedal	/	/	/	/

## 2.3. 0445116035 Diesel Piezo Injector Installation Precautions

- (1) The replacement of the diesel piezo injector must strictly follow the electrical system, the approved pressure of the low-pressure fuel intake system, the approved pressure of the high-pressure fuel circuit

system, and fuel system replacement consumables requirements (including the low-pressure fuel circuit system filter and the high-pressure fuel circuit) specified in the vehicle engine maintenance manual.

- (2) Replacement of wearing parts of the fuel system, cleaning requirements for the connection between the fuel system and the diesel piezo injector, the fitting clearance of the diesel piezo injector connection, the installation angle and tightening torque of the diesel piezo injector, the fitting clearance of the intake system, and the fitting clearance of the exhaust system to ensure the service life of the engine and the normal operation of the diesel piezo injector.
- (3) When installing the diesel piezo injector on the engine, it is necessary to clean the engine block, cylinder head and other parts connected to the diesel piezo injector, and ensure that there is no dust, carbon deposits, water, rust spots, etc.
- (4) Before installing, check whether the diesel piezo injector nozzle gasket has been replaced and installed on the diesel piezo injector.
- (5) When installing the diesel piezo injector, apply lubricant between the diesel piezo injector, fuel nozzle sealing gasket and O-ring.
- (6) Without replacing new gasket can lead to: deformation of the tight cap of nozzle, deformation of nozzle, deformation of nozzle orifice, oil leakage and air leakage, which will cause serious damage to the diesel piezo injector and nozzle to break and cause damage to the engine.
- (7) When installing the diesel piezo injector on the engine, please carefully check the components related to the installation of the diesel piezo injector, such as the diesel piezo injector pressure plate, screw, diesel piezo injector rod and other accessories are not deformed, and install it in strict accordance with the operation steps of the engine maintenance manual.
- (8) It is forbidden to operate the bare diesel piezo injector for a long time in an environment with serious dust pollution and corrosion to iron products.
- (9) It is forbidden to operate the bare diesel piezo injector for a long time in a strong magnetic field environment.

#### **2.4. 0445116035 Diesel Piezo Injector Reasons for Not Working Normally**

- (1) There is air in the oil circuit of the engine fuel system.
- (2) Vehicle oil pump oil supply system is not normal.
- (3) Engine common rail system oil leakage or pressure limiting valve damage.
- (4) There is a short circuit, cutting out and poor contact in the wiring harness connected to the diesel piezo injector of the vehicle.
- (5) The long-term placement of the diesel piezo injector causes the anti-rust oil to solidify, and the internal components are stuck or the oil holes are blocked.

**⚠ Before installing, carefully check whether other components in the common rail system except the diesel piezo injectors are damaged to prevent the diesel piezo injector from not working properly after being replaced.**

#### **2.5. 0445116035 Diesel Piezo Injector Causes of Being Damaged**

- (1) Didn't operate properly according to engine maintenance manual during disassembly or installation, resulting in damage to the diesel piezo injector.
- (2) The fuel oil used for the vehicle does not meet the standard cause damage to the diesel piezo injector, such as: the water content in the fuel oil exceeds the standard, iron powder, aluminum powder, sulfide impurities exceed the standard, etc.
- (3) The engine is not regularly maintained according to the engine maintenance manual (please refer to the

vehicle maintenance manual for the maintenance mileage). For example, failure to replace the lubricating oil of the engine system for a long time will cause abnormal wear of the engine, excessive exhaust gas volume or a large amount of carbon deposits inside the engine. The filter is not replaced during maintenance or the replaced filter cannot reach the original filter standard. all above reasons can cause damage to the diesel piezo injector.

- (4) The abrasion of the oil pump produces iron powder and aluminum powder enter the diesel piezo injector and cause damage to the diesel piezo injector.
- (5) The deformation and abrasion of fuel tank result in iron powder or aluminum powder entering the diesel piezo injector and causing damage to the diesel piezo injector.
- (6) The diesel piezo injector is damaged due to replacement or adjustment of the relevant parts of the diesel piezo injector. For example, the valve clearance does not meet the standard after the engine is repaired, the replacement or modification of the wiring harness connected to the diesel piezo injector fails to meet the original standard.
- (7) The engine is overheated and overloaded for a long-time working result in damage to the diesel piezo injector.
- (8) The diesel piezo injector will be damaged naturally at the end of its working life.
- (9) The diesel piezo injector is magnetized (diesel piezo injector parts' magnetic exceeded) causing the diesel piezo injector to not work properly.

**⚠ Before replacing the diesel piezo injector, please check the engine parts carefully according to the engine maintenance manual to avoid the diesel piezo injector being damaged again after replacement.**

## **2.6. 0445116035 Diesel Piezo Injector Storage Standard**

### **(1) Choose a Suitable Storage Place**

The warehouse and cargo yard where the diesel piezo injector is stored should be kept clean and dry, and away from the factory buildings that generate harmful gases and dust; do not mix with acids, alkalis, salts and other substances; the storage place should have a good drainage system; the cargo yard should be flattened with gravel or furnace ash etc. to enhance the water permeability of the surface layer to keep the reservoir area dry.

### **(2) Strict Requirements of Warehousing**

Strict inspections should be carried out when the diesel piezo injectors are put into storage, the surface cleaning work should be done well to remove water traces, oil stains, ash, and other dirt, remove the rust and do anti-rust treatment in time. Packaged diesel piezo injectors must be protected from damage.

### **(3) Keep The Warehouse Dry And Preventing Moisture**

The relative humidity is usually below 70% for the diesel piezo injectors placed in the room, and the corrosion of the diesel piezo injectors is significantly reduced.

Diesel piezo injectors must be stored in the warehouse, and they are forbidden to store in the same warehouse with commodities with high water content.

### **(4) Stack Properly**

After the diesel piezo injector is exposed to rain, the corrosion rate will increase significantly. The purpose of sealing is to isolate the diesel piezo injector from rainwater and humid air, so the warehouse window should be checked in time to avoid rainwater entering the warehouse

If the diesel piezo injector package is damaged, it should be repaired or replaced; when the package is damp, the packaging material should be dried; if the original anti-corrosion and oil applied at the factory is



found to be damaged or dried up, it should be cleaned and re-applied oil in time.

- ⚠ It is forbidden to leave the diesel piezo injector exposed in the air for a long time.
- ⚠ It is forbidden to store acids, alkalis, salt, and other substances together with the diesel piezo injector.
- ⚠ The unpacked diesel piezo injector must be rust-proof during secondary storage.

## 2.7. 0445116035 Diesel Piezo Injector Technical Support Obtaining Methods

- (1) Diesel Piezo Injector Technical File , visit <http://shumatt.com> to get the technical file.
- (2) Diesel Piezo Injector Technical Videos

**Facebook:** Visit <https://www.facebook.com/hison.li> to get the technical videos, constantly follow can get more information.

**YouTube:** [https://www.youtube.com/channel/UCByvYBx7VjV\\_mAfxh\\_Hu-aw](https://www.youtube.com/channel/UCByvYBx7VjV_mAfxh_Hu-aw) to get the technical videos, constantly follow can get more information.

**Shumatt:** Visit <http://shumatt.com> to get the technical videos.

- (3) Diesel Piezo Injector Information Query Software  
TruckBook Parts EPC APP, Android/Apple App Store download and install, visit <http://shumatt.com> to get the download and installation tutorial
- (4) Search the diesel piezo injector test data through TruckBook Parts EPC APP.

## 3. 0445116035 Diesel Piezo Injector Purchase and Delivery

### 3.1. 0445116035 Diesel Piezo Injector Purchase Payment Term

**Payment Terms:** T/T, PayPal, Alipay, WeChat

- ⚠ Please contact our salesmen for specific payment information.

### 3.2. 0445116035 Diesel Piezo Injector Main Sales Markets

Diesel Piezo Injector Main Sales Markets: Asia, Europe, North America, South America, Africa etc.

### 3.3. 0445116035 Diesel Piezo Injector Declaration Requirements

Shumatt can assist customers to provide the following documents for import customs clearance: contract, invoice, packing list, bill of lading, insurance policy, certificate of origin, etc.

### 3.4. 0445116035 Diesel Piezo Injector Shipping Ways

**Destination in China Areas:** SF Express, Debon Express, the corresponding logistics company can be provided according to customer requirements in special cases.

**Destinations Out of China's Areas:** DHL, UPS, FedEx, TNT air, ocean or other shipping methods required by customers.

### 3.5. 0445116035 Diesel Piezo Injector Lead time

**Lead time:** Send out within 3 – 7 working days after receiving payment (Except for special products and special cases) .

### 3.6. 0445116035 Diesel Piezo Injector Logistics Time for Destination Out of China's Areas

**DHL Logistics Time :**

Country or Region of Departure	Hong Kong, China	Other Countries or Regions of Asia	Australia and New Zealand	Europe	America	Other Countries
China's Mainland	7 Days	7 Days	8 Days	8 Days	8-12 Days	7-10 Days

#### UPS Logistics Time: Country or Region of Departure: China's Mainland

Country of Destination	Estimated Arrival Time	Country of Destination	Estimated Arrival Time	Country of Destination	Estimated Arrival Time
Japan	3 Days	UK	5-7Days	Egypt	5-7 Days
Turkey	5-7 Days	Singapore	3 Days	Switzerland	5-7 Days
Bahrain	5-7 Days	Latvia	7-10 Days	New Zealand	7-10 Days
Sri Lanka	5-7 Days	Thailand	3 Days	Austria	5-7 Days
Romania	5-7 Days	Vietnam	3-5 Days	Estonia	5-7 Days
Malaysia	3-5 Days	Israel	5-7 Days	Mexico	7-10 Days
France	5-7 Days	America	5-7 Days	United Arab Emirates	5-7 Days
Italy	5-7 Days	Netherlands	5-7 Days	Bengal	7-10 Days
Lebanon	5-7 Days	Philippine	3-5 Days	Greece	7-10 Days
South Korea	3 Days	Spain	5-7 Days	Myanmar	5-7 Days
Canada	5-7 Days	Germany	5-7 Days	Saudi Arabia	7-10 Days
Portugal	5-7 Days	Australia	5-7 Days	South Africa	7-10 Days
Denmark	5-7 Days	Belgium	5-7 Days	Ukraine	7-10 Days
India	7-10 Days	Qatar	7-10 Days	Poland	5-7 Days
Indonesia	3-5 Days	Morocco	7-10 Days	Pakistan	7-10 Days
Kuwait	7-10 Days				

⚠ The logistics time is for reference only and is subject to the actual arrival.

### 3.7. 0445116035 Diesel Piezo Injector Packing

**Domestic express packaging:** Usually wrapped in waterproof scotch tape, such as picture No.5.

**International express packaging:** Wrapped with waterproof yellow tape After wrapping the black protective film, such as picture No. 6.

**Pallet Shipping:** Use fumigation free and recycling trays that meet export requirements, and use white wrapping protective film to wrap and bind with cable ties for the outside, such as picture No. 7, also, the products can be packaged according to customers' requirements.

⚠ The packing tray is made of plastic and can be recycled.


⚠ Transparent tape, yellow tape, black wrapping protective film, white wrapping protective film are non-degradable materials, please dispose of them properly.

⚠ Minors are prohibited from using transparent tape, yellow tape, black wrapping protective film, and white wrapping protective film to avoid personal injury.



Pic No. 5

**Domestic express packaging:**  
Wrapped with Transparent tape



Pic No. 6

**International express packaging:**  
Wrapped with yellow tape after wrapping  
black protective film



Pic No. 7

**Pallet Shipping:** Use pallet that meet export requirements, and use white wrapping protective film to wrap and bind with cable ties

#### 4. Company Information



- Office Locations
- Global Exhibitions

Pic No. 8





## 5.1. Company Introduction

**Chinese Name:** 深圳市舒马特科技有限公司

**English Name:** Shenzhen Shumatt Technology Co., Ltd


 **Mob Phone/WeChat:** +86-13410541523


 **HK Telephone:** +852-67653519

 **Telephone:** +86-755-23215133


 **Email:** ruby@shumatt.com

 **Website:** [www.shumatt.com](http://www.shumatt.com)

 **Shenzhen Office:** 11-12, Floor 14, Building 13, Qinchengda Building, Exit A, Honglang North Subway Station, Bao'an District, Shenzhen, China's Mainland

 **Shenzhen Office:** Exit C, Qiao Touxu Metro Station, NO. 66 Chongqing Road, Fuhai Avenue, Bao'an District, Shenzhen, China Mainland

 **Hong Kong Office:** Jianfa Street Industrial Zone, Tuen Mun, New Territories, Hong Kong, China

 **After-sales Service Address:** Please contact our salesmen to obtain and provide the corresponding product maintenance reasons (Reference: [1.10. 0445116035 Diesel Piezo Injector Warranty Instructions](#))

## 5.2. Contact Information

Name	WeChat/ WhatsApp	Email
Ruby	+86-13410541523	hison@shumatt.com

## 5. Copyright Statement

This technical file “**0445116035 Diesel Piezo Injector CRI3-18 Technical File**” is the intellectual property of Shenzhen Shumatt Technology Co., Ltd. The content, design, and technical specifications contained within this document are protected under international copyright laws and treaties.

Shumatt grants limited permission to study this technical file for educational and research purposes only. Any other use, including but not limited to reproduction, distribution, modification, or commercial exploitation, is strictly prohibited without prior written consent from Shenzhen Shumatt Technology Co., Ltd.

For permissions or inquiries regarding this copyright statement, please contact [hison@shumatt.com](mailto:hison@shumatt.com).